










INTRODUCING **QLPS** **CONTINUOUS RIM TILE BLADE** **PATTERNED DIAMOND PERFORMANCE** **ON HARD TILE APPLICATIONS**

THE QLPS PATTERNED DIAMOND TILE BLADE IS DESIGNED FOR FAST, SMOOTH CHIP-FREE CUTTING OF THE HARDEST PORCELAIN TILE, CERAMIC TILE, GRANITE AND ENGINEERED STONE. THE PATTERNED DIAMONDS ON THE RIM ARE CONTINUALLY EXPOSED, IMPROVING THE EFFICIENCY OF THE QLPS WHEN COMPARED TO TRADITIONAL TILE BLADES WITH RANDOMLY ASSORTED DIAMONDS. IT IS AVAILABLE IN 4"-14" DIAMETERS TO FIT ON A WIDE RANGE OF EQUIPMENT, FROM SMALL TO LARGE ANGLE GRINDERS AND TILE SAWS TO 14" BRIDGE SAWS WITH A 50/60MM ARBOR.

		PART NUMBER	DIAMETER	RIM HEIGHT	ARBOR SIZE
 		QLPS10P0406C1	4"	6.5mm	7/8"-5/8" & 20mm
		QLPS10P4506C1	4.5"	6.5mm	7/8"-5/8" & 20mm
  		QLPS10P0506C1	5"	6.5mm	7/8"-5/8" & 20mm
		QLPS10P0606C1	6"	6.5mm	7/8"-5/8" & 20mm
		QLPS10P0706U1	7"	9mm	U/A (DM-5/8")
		QLPS10P0806E1	8"	9mm	1"-5/8"
		QLPS10P0806U1	8"	9mm	U/A (DM-5/8")
		QLPS10P1008E1	10"	9mm	1"-5/8"
		QLPS10P1208E1	12"	9.5mm	1"-5/8"
		QLPS10P1208T1	12"	9.5mm	50/60mm
QLPS10P1408E1	14"	9.5mm	1"-5/8"		
QLPS10P1408T1	14"	9.5mm	50/60mm		

